


Ministry of science and high education RF	Form	
F-Educational plan of the discipline		

APPROVED BY  
by the decision of the Academic Council of the USU  
Institute of Medicine, Ecology and Physical Culture

18.05.2022 Record No. 9/239

Chairman, Midlenko V.I.

(Signature, Name)

« 18 » May 2022.

### EDUCATIONAL PLAN

Discipline	Topical issues of gynecology
Faculty	Medical faculty of T.Z. Biktimirov
Department	Obstetrics and Gynecology
Course	6

Direction (specialty) 31.05.01 General medicine

the code of the direction (specialty), full name

Orientation (profile/specialty) not provided

full name

Form of training            full-time           

full-time, part-time, part-time (specify only those that are being implemented)

Date of introduction into the academic process at Ulyanovsk State University « 1 » 09. 2022

Revised at the Department meeting, Record No.  1  of  31.08. 2023

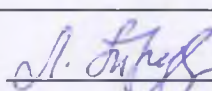
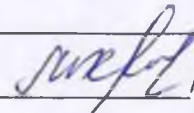
Revised at the Department meeting, Record No.  1  of  30.08.2024

Revised at the Department meeting, Record No.        of       

Revised at the Department meeting, Record No.        of       

Information about the authors:

Initials	Abbreviation of the department	Degree, scientific rank
Vosnesenskaya Nadezda	Obstetrics and Gynecology	Docent of the Department of Obstetrics and Gynecology

AGREED	AGREED
Head of the Department of Obstetrics and Gynecology, implementing the discipline	Head of the graduating Department
 /Trubnikova L. I/ «15»May 2022 г.	 /Visa-Xhripunova M. A. / «15»May 2022 г.

Ministry of science and high education RF	Form	
F-Educational plan of the discipline		

## 1 OBJECTIVES AND AIM OF THE DISCIPLINE

**The purpose of teaching gynecology** is to train a highly qualified doctor who has certain knowledge in the field of obstetrics and gynecology, taking into account further training and professional activity in the specialty "medical care". Obstetrics and gynecology is one of the main sections of the medical specialty. Based on the knowledge of normal, pathological anatomy, topographic anatomy, normal and pathological physiology of the reproductive system of women, symptomatology of the most important forms of pathological conditions of the female genital organs, the student should be able to logically justify the diagnosis of diseases, conduct differential diagnosis, therapy, prevention and rehabilitation of patients, be able to provide medical assistance in emergency conditions to patients with gynecological diseases.

### Tasks of mastering the discipline:

1. Acquaintance with the organization of the work of the gynecological hospital, the main indicators of its activity.
2. Mastering the main stages of medical and diagnostic work with gynecological patients in the process of independent medical activity with the control and correction of its teacher, leading practical classes.
3. Assimilation and consolidation of practical skills and abilities on a mannequin and at the patient's bedside.
4. Formation of the ability to make and justify a clinical diagnosis, to conduct a differential diagnosis of pathological conditions of gynecological patients, complications of gynecological diseases.
5. Conducting sanitary and educational work among gynecological patients

## 2. PLACE OF THE SUBJECT IN THE STRUCTURE OF GEP:

The study of the discipline "Topical issues of gynecology" is carried out in the 6th year (XI-XII semesters), the discipline belongs to Block 1 "Disciplines (modules)", which includes disciplines (modules) related to the basic part of the program and disciplines (modules) related to its variable part. In accordance with the Federal State Educational Standard, the discipline "Topical issues of gynecology" belongs to the variable part of the mandatory disciplines of the professional cycle (B1. V. 03)


Ministry of science and high education RF	Form	
F-Educational plan of the discipline		

**The total labor intensity is 3 ZET (108 academic hours)**

Semester	Disciplines (modules)	PC 2	PC3
1,2	Psychology and pedagogy of medical activity	+	
2	Immunology	+	+
4,5	Propaedeutics of internal diseases	+	+
4,5	General surgery	+	+
5,6,12	Pathological anatomy, clinical pathological anatomy	+	
6,7	Topographic anatomy and operative surgery	+	
7	Dentistry	+	+
8	Dermatovenerology	+	+
7,8	Neurology, medical genetics, neurosurgery	+	+
7	Otorhinolaryngology	+	+
7,8	Pediatrics	+	+
7,8	Faculty Surgery	+	+
7,8,9,10,11,12	Obstetrics and gynecology	+	+
7,8	Faculty therapy	+	+
9	Ophthalmology	+	+
9	Occupational diseases	+	+
6,9	Psychiatry, medical psychology	+	+
9	Endocrinology	+	+
9,10.11.12	Hospital therapy	+	+
9.10	Infectious diseases	+	+
10	Traumatology, orthopedics	+	+

Ministry of science and high education RF	Form	
F-Educational plan of the discipline		

9,10.11,12	Polyclinic therapy	+	+
9.10.11	Hospital surgery, pediatric surgery	+	+
11	Anesthesiology, intensive care and intensive care	+	+
12	Phthiology	+	+
11	Forensic medicine	+	+
12	Oncology, radiation therapy	+	+
12	Radiation diagnostics	+	+
5	Fundamentals of functional and laboratory diagnostics	+	+
7	Modern aspects of neurology	+	+
11	Topical issues of gynecology	+	+
9	Clinical Psychology	+	+
12	Topical issues of hospital surgery	+	+
12	Topical issues of internal diseases	+	+
12	Modern aspects of oncology	+	+
8	Urology, andrology	+	+
12	Diagnosis and treatment of extrapulmonary tuberculosis	+	+
12	Surgical gastroenterology and endoscopy	+	+
12	Palliative medicine	+	+
9	Clinical electrocardiography	+	+
9	Current problems of HIV infection	+	+
10	Modern problems of miscarriage	+	+
10	Diabetology and Emergency endocrinology	+	+
6	Nanotechnologies in medicine	+	
8	Assistant to the hospital doctor. Research work	+	+
10	Assistant doctor of an outpatient clinic	+	+

Ministry of science and high education RF	Form	
F-Educational plan of the discipline		

6,7	Topographic anatomy and operative surgery,	+	+
	State final certification	+	+

### 3. LIST OF EXPECTED RESULTS OF INSTRUCTION ON THE SUBJECT (UNIT), CORELATED WITH PLANNED RESULTS OF COMPLETING THE PROGRAM

The study of the subject «Topical issues of gynecology» within the completion of the educational program is directed towards the formation of the following general and professional competences in students:

Code and name of the implemented competence	Code and name of the indicator of achievement of general professional competence
<p><b>PC- 2</b>  <b>Readiness to collect and analyze patient complaints, medical history data, examination results, laboratory, instrumental, pathoanatomic and other studies in order to recognize the condition or establish the presence or absence of the disease</b></p>	<p><b>Facts:</b>  propaedeutics the most common gynecological diseases, pathological conditions</p> <p>major and minor complaints, gynecological diseases, the sequence of collection gynecologic history, characteristics of the menstrual cycle, reproductive history, gynaecological and somatic diseases, the sequence of the pelvic examination: inspection of the external genitalia, examination of the vagina and cervix in the mirrors, bimanual examination; modern methods of clinical laboratory and instrumental diagnostics in gynecology</p> <p><b>Be able to:</b>  collect complaints and anamnesis from a gynecological patient, conduct a general and gynecological examination, interpret the results of laboratory and instrumental research methods in order to recognize a pathological condition or establish the presence or absence of a disease</p> <p><b>To possess:</b>  the technique of collecting and analyzing complaints, anamnesis, the technique of conducting a gynecological examination</p>
<p><b>PC-3</b> <b>Readiness to manage and treat patients with various nosological forms in outpatient and day hospital conditions</b></p>	<p><b>Facts:</b>  the main clinical manifestations of uterine fibroids, endometriosis, inflammatory diseases of specific and non-specific etiology, menstrual cycle disorders, pathological processes on the cervix; research methods used in gynecology; algorithm for examining patients with various gynecological pathologies; formulation of gynecological diagnoses;</p> <p><b>Be able to:</b> diagnose gynecological pathology based on complaints, anamnesis, objective research; formulate a diagnosis, make an algorithm for examining the patient; interpret the results of additional research methods; prescribe treatment and monitor its effectiveness</p> <p><b>To possess:</b> the skills of formulating a diagnosis</p>

#### 4. Volume of the subject

4.1. Volume of the subject in credit points (total): 3 credit points


4.2. On types of academic workload (in hours):

Type of academic work	Number of hours (form of education)		
	Total according to the plan	Including on semestersx	
		XI	XII
1	2	3	4
Work of students with a teacher:	108		
practical classes and seminars	40	20	20
Self-study work	68	34	34
Current control (tests, situational tasks)		+	+
Types of intermediate attestation (examination, test)		credit	credit
Total number of hours on the subject	108		


#### 4.3. The content of the discipline. Distribution of hours by topics and types of academic work:

Form of study: full-time

Name of sections and themes	total	Types of training sessions		
		Classroom classes	Classes	

Ministry of science and high education RF	Form	
F-Educational plan of the discipline		

		Lectures	Practical classes and seminars	Laboratory work, workshops	in an interactive form	Individual work	The form of the current control of classes
1	2	3	4	5	6	7	
<b>Section 1. Gynecology XI-XII</b>							
Topic 1. Neurohumoral regulation of the menstrual cycle			4,0		1	6	Tests, situational tasks
Topic 2 Uterine fibroids. Methods of surgical and conservative treatment			4,0		1	10	Tests, situational tasks
Topic 3 Debatable issues of the pathogenesis and treatment of endometriosis			4,0		1	10	Tests, situational tasks
Topic 4 Abnormal uterine bleeding			4,0		1	6	Tests, situational tasks
Topic 5. Neuro-endocrine syndromes: menopausal			4,0			6	Tests, situational tasks
Topic 6. Inflammatory diseases of specific and non-specific etiology			4,0			6	Tests, situational tasks
Topic 7. .Benign and precancerous diseases of the cervix. Cervical cancer			4,0		1	6	Tests, situational tasks
Topic 8. Infertility in marriage. Assisted reproductive technologies			4,0			6	Tests, situational tasks
Topic 9. Tumors and tumor-like formations of the ovaries. Types of surgical interventions			4,0		1	6	Tests, situational tasks

Ministry of science and high education RF	Form	
F-Educational plan of the discipline		

Topic 10. Acute abdomen in gynecological practice			4,0			6	Tests, situational tasks
------------------------------------------------------------	--	--	-----	--	--	---	--------------------------------

If it is necessary to use partially or exclusively distance learning technologies in the educational process, it should be noted that the total number of hours (c.u.) set by the Department of discipline/specialty for each discipline/practice remains unchanged and is implemented in full. In this case, in the corresponding section of the educational program the total number of hours of work with students in accordance with the educational plan is allocated and the number of hours for conducting classes in a remote format using e-learning (online courses, lectures and seminars in videoconference mode, virtual practical classes, laboratory work in the form of virtual analogues, calculation and graphic works, individual tasks in the electronic information and educational environment, etc.) Training and industrial practice for all areas of discipline/specialties of all forms of training can be partially or fully implemented in a remote format.

## 5.0 COURSE CONTENT

### 6.0 TOPICS OF PRACTICAL CLASSES AND SEMINARS (FOR DISCUSSING AND SELF-PREPARING OF STUDENTS)

#### Topic 1. *Neuro-humoral regulation of the menstrual cycle*

##### *Security questions:*

- 1) definition of the concept of menstrual cycle
- 2) characteristics of menstruation
- 3) the role of the cerebral cortex in the regulation of the menstrual cycle
- 4) the hypothalamus and its role in the regulation of the cycle
- 5) pituitary hormones and their biological role
- 6) sex hormones and their effect on target organs
- 7) functional diagnostics tests


#### Topic 2. **Uterine fibroids. Modern aspects of pathogenesis. Methods of surgical and conservative treatment**

##### *Security questions:*

- 1) Modern theories of the pathogenesis of fibroids of the uterus
- 2) Classification, clinic, diagnostic methods
- 3) Conservative methods of treatment (progesterone antagonists, selective modulators progesterone prescription)
- 4) Surgical methods of treatment. Types of conservative myomectomies (enucleation myomatous node, intersection of the leg of the subserous myomatous node, hysteroresectoscopy)
- 5) Radical operations for uterine fibroids (supravaginal amputation of the uterus, extirpation of the uterus)
- 6) Indications for the choice of the treatment method.
- 7) Rehabilitation measures

#### Topic 3. **Endometriosis: debatable issues of pathogenesis and therapy**



Ministry of science and high education RF	Form	
F-Educational plan of the discipline		

***Security questions:***

- 1) definition of the concept, classification.
- 2) modern ideas about the occurrence of endometriosis
- 3) clinical manifestations of genital endometriosis
- 4) diagnostic methods: ultrasound, X-ray, endoscopic
- 5) surgical and conservative methods of endometriosis therapy
- 6) rehabilitation of patients: restoration of menstrual and reproductive functions
- 7) endometriosis and ART

**Topic 4. *Abnormal uterine bleeding***

***Security questions:***

- 1) definition of the concept of AUB
- 2) classification of PALM and COEIN .
- 3) methods for diagnosing bleeding caused by ovulation disorders
- 4) types and techniques of hemostasis
- 5) regulation of the menstrual cycle in different age periods.

**Topic 5. *Neuro-endocrine syndromes.***

***Security questions:***

- 1) premenstrual syndrome: etiopathogenesis, clinical manifestations, classification, differential diagnosis
- 2) modern approaches to treatment
- 3) menopausal syndrome: etiopathogenesis, clinic, diagnosis
- 4) therapy of menopausal syndrome: lifestyle changes, phytoestrogens, menopausal hormone therapy
- 5) post-castration syndrome: etiopathogenesis, clinic, diagnosis
- 6) hormone replacement therapy

**Topic 6. Inflammatory diseases of the female genital organs of specific and non-specific etiology.**

***Security questions:***

- 1) pathogens of nonspecific inflammatory diseases
- 2) classification of vaginal microflora
- 3) the concept of biocenosis
- 4) inflammatory diseases of the lower genital tract (colpitis, cervicitis, bartholinitis): clinic, diagnosis, treatment methods
- 5) inflammatory diseases of the upper part ( metroendometritis, salpingoophoritis, pelvioperitonitis, parametritis): clinic, diagnosis, treatment methods.

Ministry of science and high education RF	Form	
F-Educational plan of the discipline		

- 6) pathogens of sexually transmitted infections
- 7) definition of the concept of specific inflammatory diseases
- 8) chlamydia, features of the pathogen, ways of infection, clinic, methods diagnostics
- 9) antibacterial therapy of chlamydia
- 10) mycoplasma infection of the genitals: characteristics of pathogens, clinic, methods of diagnosis and treatment
- 11) candidiasis, features of the pathogen, classification, clinic, diagnosis. Methods treatment.
- 12) genital herpes, features of the pathogen, ways of infection, clinic, diagnostic methods, therapy
- 13) trichomoniasis, features of the pathogen, ways of infection, clinic, diagnostics, methods of treatment.

**Topic 7. Benign and precancerous diseases of the cervix . Cervical cancer.**

***Security questions:***

- 1) The concept of benign diseases of the cervix (ectopia, ectropion, cervicitis, leukoplakia, polyp)
- 2) Precancerous diseases of the cervix (dysplasia of various degrees of severity.
- 3) Cervical cancer: clinical classification. Causes of occurrence.
- 4) Human papillomavirus and its role in the occurrence of cervical cancer.
- 5) Basic and additional research methods in the diagnosis of cervical pathology uterus) Tactics of management of patients with cervical pathology
- 6) Dispensary observation

**Topic 8. Infertility in marriage. Assisted reproductive technologies**


***Security questions:***

- 1) Definition of the term infertile marriage
- 2) Male and female infertility
- 3) Classification of male and female infertility.
- 4) The algorithm for diagnosing female infertility.
- 5) Algorithm for diagnosing male infertility
- 6) Methods of treatment. ART.
- 7) Indications for referral to ART, the required amount of examination

**Topic 9. Tumors and tumor-like formations of the ovaries**

***Security questions:***

- 1) The concept of tumor-like formation of the ovaries
- 2) Types of cysts: functional, retention, paraovarial, endometrioid
- 3) True ovarian tumors, histological classification
- 4) Methods of diagnosis of ovarian formations

Ministry of science and high education RF	Form	
F-Educational plan of the discipline		

- 5) Tactics of management of patients with a true tumor and cyst
- 6) Types of surgical interventions

### **Topic 10. Acute abdomen in gynecological practice.**

#### ***Security questions:***

- 1) Definition of the concept
- 2) The causes of acute abdominal pain in gynecology.
- 3) Ectopic pregnancy. Clinic. Diagnostics. The algorithm of medical measures.
- 4) Rehabilitation of patients after ectopic pregnancy.
- 5) Twist the legs of the ovarian tumor. Clinic. Diagnostics. Medical tactics.
- 6) Ovarian apoplexy. Clinic. Diagnostics. Medical tactics depending on the form of apoplexy (anemic, painful).
- 7) Tuboovarian formations of inflammatory etiology. Clinic. Diagnostics. Medical tactics.


## **7 LABORATORY WORK IS NOT PROVIDED**

### **8. SUBJECTS OF COURSE PAPERS, TESTS, ESSAYS**

1. Metabolic disorders in perimenopausal women
2. The role of combined viral infection in the development of cervical cancer
3. Prolonged methods of contraception
4. Hemorrhagic shock, diagnosis, emergency care
5. Polycystic ovary syndrome and reproductive problems
6. Persistent herpesvirus infection, diagnosis, treatment
7. Cardiovascular system in women of elegant age
8. Neuropsychiatric manifestations of menopausal syndrome
9. Infertile marriage. ART methods
10. Conservative surgery for uterine fibroids

### **9. QUESTIONS FOR FOR THE TEST**

1. The structure of the ovaries and their physiological role in the female body.
2. Blood supply and innervation of the internal genitals of a woman.
3. The position of the uterus and appendages in the pelvis. Hanging, supporting and fixing devices.
4. The structure and function of the fallopian tubes.
5. The structure and function of the uterus.
6. The structure of the vagina. Cyclic changes in the mucosa and contents of the vagina, their diagnostic value.
7. Topographic anatomy of the external genitalia.

Ministry of science and high education RF	Form	
F-Educational plan of the discipline		

8. Anatomy of the pelvic floor.
9. Anatomy of the anterior abdominal wall.
10. Hormones of the hypothalamic-pituitary system and their biological effect.
11. Ovarian hormones and their biological effect.
12. Hypothalamic-pituitary regulation of the menstrual cycle.
13. Ovarian-menstrual cycle.
14. Tests of functional diagnostics, interpretation of their results.
15. Juvenile uterine bleeding. Etiopathogenesis, clinic, diagnosis and treatment.
16. Principles of hormone therapy in gynecology.
17. Anovulatory bleeding. Methods of stopping bleeding. Hormonal stasis. Correction of ovarian function.
18. Uterine bleeding in the menopausal period. Etiopathogenesis, clinic, features of hemostasis, principles of treatment.
19. Pelvioperitonitis: clinic, diagnosis, principles of therapy.
- 20 Ovarian cysts. Classification, clinic, diagnosis, treatment.
21. Ovarian tumors. Classification, etiopathogenesis, clinic, diagnosis, treatment.
22. External endometriosis. Definition, etiopathogenesis, clinic, diagnosis, treatment
23. Internal endometriosis. Definition of the concept, etiopathogenesis, clinic, diagnosis, treatment methods
- 24 Salpingoophorites. Etiopathogenesis, clinic, diagnosis, treatment.
25. Cervical cancer. Classification, etiology, diagnosis, treatment methods.  
Prevention of cervical cancer.
26. Benign diseases of the cervix. Classification, diagnosis, treatment methods.
27. Precancerous diseases of the cervix. Classification, diagnosis, treatment methods.
28. Cervical biopsy. Indications, contraindications. The technique of execution.
29. Colposcopy is simple and extended. Indications, execution technique.
30. Hysterosalpingography. Indications, contraindications. The technique of execution.
31. Hysteroscopy. Indications, contraindications. The technique of execution.
32. Diagnostic curettage of the uterine cavity. Indications, contraindications. The technique of execution.
33. Cystectomy. Indication, anesthesia. Operation technique
34. Amputation of the cervix. Varieties, indications, shade.
35. Clinic of disturbed ectopic pregnancy (tubal abortion, rupture of the fallopian tube)
36. Methods of diagnosis of ectopic pregnancy
- 37 Tubectomy (surgery technique)
38. Hemorrhagic shock: diagnosis, intensive care
39. Uterine fibroids: clinical picture
- 40 Methods of diagnosing uterine fibroids
- 41 Indications for surgical treatment for uterine fibroids
- 42 Types and techniques of conservative myomectomies
- 43 Radical surgical interventions for uterine fibroids (surgery technique)

Ministry of science and high education RF	Form	
F-Educational plan of the discipline		

#### 44. Conservative therapy of uterine fibroids

### 10. SELF-STUDY WORK OF STUDENTS

The form of training is full-time

№	Name of the section / subject	Types ofSSW	Total number of hours	Current control
1	Topic 1. Neuro-humoral regulation of the menstrual cycle		6	Tests questions for the test
2	Topic 2.Uterine fibroids. Modern aspects of pathogenesis. Methods of surgical and conservative treatment	<b>Report:</b> Conservative surgery for uterine fibroids	10	Tests questions for the test
3	Topic 3. Debatable issues of etiopathogenesis of endometriosis		10	Tests questions for the test
4	Topic 4Abnormal uterine bleeding		6	Tests questions for the test
5	Topic5 Neuro-endocrine syndromes: menopausal	<b>Report:</b> Metabolic disorders in perimenopausal women. Neuropsychiatric disorders in the menopausal period	6	Tests questions for the test. situational tasks
6	Topic 6. Inflammatory diseases of specific and non-specific etiology	<b>Report:</b> Persistent herpesvirus infection. diagnosis. treatment	6	Tests questions for the test. situational tasks
7	Topic 7.Benign and precancerous diseases of the cervix. Cervical cancer.	<b>Report:</b> The role of combined viral infection in the development of cervical cancer	6	Tests questions for the test. situational tasks
8	Topic 8. Infertility in marriage. ART	<b>Report:</b> Polycystic ovary syndrome and reproductive problems. Prolog methods of contraception ART methods.	6	Tests questions for the test. situational tasks
9	Topic 9. Tumors and tumor-like formations of the ovaries		6	Tests questions for the test. situational tasks
10	Topic 10.Acute abdomen in gynecological practice	<b>Report:</b> Hemorrhagic shock, diagnosis, emergency care	6	Tests questions for the test. situational tasks

Ministry of science and high education RF	Form	
F-Educational plan of the discipline		

## 11. EDUCATIONAL-METHODICAL AND INFORMATION SUPPORT OF DISCIPLINE

### a) List of recommended literature

#### Main literature:

1 Sidorova, I. S. Obstetrics and gynecology : Vol. 1. Physiological obstetrics : textbook / Sidorova I. S. , Nikitina N. A. - Москва : ГЭОТАР-Медиа, 2021. - 336 с. - ISBN 978-5-9704-6010-8. - Текст : электронный // ЭБС "Консультант студента" : [сайт]. - URL : <https://www.studentlibrary.ru/book/ISBN9785970460108.html>

2 Sidorova, I. S. Obstetrics and gynecology : Vol. 4. Gynecology : textbook / Sidorova I. S. , Unanyan A. L. , Nikitina N. A. - Москва : ГЭОТАР-Медиа, 2021. - 192 с. - ISBN 978-5-9704-6013-9. - Текст : электронный // ЭБС "Консультант студента" : [сайт]. - URL : <https://www.studentlibrary.ru/book/ISBN9785970460139.html>

3 Radzinskiy, V. E. (Радзинский В. Е. ) Gynecology : textbook / ed. by Radzinskiy V. E. , Fuks A. M. - Москва : ГЭОТАР-Медиа, 2020. - 896 с. - ISBN 978-5-9704-5799-3. - Текст : электронный // ЭБС "Консультант студента" : [сайт]. - URL : <https://www.studentlibrary.ru/book/ISBN9785970457993.html>

#### Additional literature:

1. Андреева М. В. Diseases of the urinary tract, kidney and pregnancy = Заболевания мочевыводящих путей, почек и беременность : study guide / М. В. Андреева, Е. П. Шевцова, Ж. С. Мартинсон. - Волгоград : ВолгГМУ, 2021. - 88 с. - ISBN 9785965206308. - Текст : электронный // ЭБС "Букап" : [сайт]. - URL : <https://www.books-up.ru/ru/book/diseases-of-the-urinary-tract-kidney-and-pregnancy-13816236/>

2. Instruction and methodological manual on physiological obstetrics / М. L. Albutova, N. V. Voznesenskaya, T. Y. Kornilova [и др.] ; edited by L. I. Trubnikova ; Ulyanovsk State University, Faculty of Medicine, Department of Obstetrics and Gynecology. - 3rd edition. - Электрон. текстовые дан. (1 файл : 3,91 Мб). - Ulyanovsk: ULSU, 2018. - Загл. с экрана. - Текст : электронный <http://lib.ulsu.ru/MegaPro/Download/MObject/1366>

3 Андреева М. В. Вопросы частной гинекологии. Manual Issues in Particular Gynecology / М. В. Андреева, Е. П. Шевцова, Ж. С. Мартинсон. - 2-е изд. доп.. - Волгоград : ВолгГМУ, 2019. - 92 с. - Текст : электронный // ЭБС "Букап" : [сайт]. - URL : <https://www.books-up.ru/ru/book/voprosy-chastnoj-ginekologii-manual-issues-in-particular-gynecology-9808729/>.

#### Educational- methodical:

Voznesenskaya N. V. Guidelines for independent work of students in the discipline «Actual issues of gynecology» for the specialty 31.05.01 «General medicine» / N. V. Voznesenskaya; Ulyanovsk State University. - Ulyanovsk : ULSU, 2022. - 9 p. - Неопубликованный ресурс; На англ. яз. - URL: <http://lib.ulsu.ru/MegaPro/Download/MObject/11615>. - Режим доступа: ЭБС УлГУ. - Текст : электронный.

#### AGREED:

\_\_\_\_\_ /\_ Stadolnikova D.R./ \_\_\_\_\_ / \_\_\_\_\_ /  
 The position of the worker scientific library      Full name      signature      data

Ministry of science and high education RF	Form	
F-Educational plan of the discipline		

## в) Professed data base, directory and search systems:

### 1. Электронно-библиотечные системы:

1.1. Цифровой образовательный ресурс IPRsmart : электронно-библиотечная система : сайт / ООО Компания «Ай Пи Ар Медиа». - Саратов, [2022]. – URL: <http://www.iprbookshop.ru>. – Режим доступа: для зарегистрир. пользователей. - Текст : электронный.

1.2. Образовательная платформа ЮРАЙТ : образовательный ресурс, электронная библиотека : сайт / ООО Электронное издательство ЮРАЙТ. – Москва, [2022]. - URL: <https://urait.ru>. – Режим доступа: для зарегистрир. пользователей. - Текст : электронный.

1.3. База данных «Электронная библиотека технического ВУЗа (ЭБС «Консультант студента») : электронно-библиотечная система : сайт / ООО Политехресурс. – Москва, [2022]. – URL: <https://www.studentlibrary.ru/cgi-bin/mb4x>. – Режим доступа: для зарегистрир. пользователей. – Текст : электронный.

1.4. Консультант врача. Электронная медицинская библиотека : база данных : сайт / ООО Высшая школа организации и управления здравоохранением-Комплексный медицинский консалтинг. – Москва, [2022]. – URL: <https://www.rosmedlib.ru>. – Режим доступа: для зарегистрир. пользователей. – Текст : электронный.

1.5. Большая медицинская библиотека : электронно-библиотечная система : сайт / ООО Букап. – Томск, [2022]. – URL: <https://www.books-up.ru/ru/library/>. – Режим доступа: для зарегистрир. пользователей. – Текст : электронный.

1.6. ЭБС Лань : электронно-библиотечная система : сайт / ООО ЭБС Лань. – Санкт-Петербург, [2022]. – URL: <https://e.lanbook.com>. – Режим доступа: для зарегистрир. пользователей. – Текст : электронный.

1.7. ЭБС Znanium.com : электронно-библиотечная система : сайт / ООО Знаниум. - Москва, [2022]. - URL: <http://znanium.com>. – Режим доступа : для зарегистрир. пользователей. - Текст : электронный.

1.8. Clinical Collection : научно-информационная база данных EBSCO // EBSCOhost : [портал]. – URL: <http://web.b.ebscohost.com/ehost/search/advanced?vid=1&sid=9f57a3e1-1191-414b-8763-e97828f9f7e1%40sessionmgr102>. – Режим доступа : для авториз. пользователей. – Текст : электронный.

1.9. База данных «Русский как иностранный» : электронно-образовательный ресурс для иностранных студентов : сайт / ООО Компания «Ай Пи Ар Медиа». – Саратов, [2022]. – URL: <https://ros-edu.ru>. – Режим доступа: для зарегистрир. пользователей. – Текст : электронный.

**2. КонсультантПлюс** [Электронный ресурс]: справочная правовая система. /ООО «Консультант Плюс» - Электрон. дан. - Москва : КонсультантПлюс, [2022].

### 3. Базы данных периодических изданий:


3.1. База данных периодических изданий EastView : электронные журналы / ООО ИВИС. - Москва, [2022]. – URL: <https://dlib.eastview.com/browse/udb/12>. – Режим доступа : для авториз. пользователей. – Текст : электронный.

3.2. eLIBRARY.RU: научная электронная библиотека : сайт / ООО Научная Электронная Библиотека. – Москва, [2022]. – URL: <http://elibrary.ru>. – Режим доступа : для авториз. пользователей. – Текст : электронный

3.3. Электронная библиотека «Издательского дома «Гребенников» (Grebinnikon) : электронная библиотека / ООО ИД Гребенников. – Москва, [2022]. – URL: <https://id2.action-media.ru/Personal/Products>. – Режим доступа : для авториз. пользователей. – Текст : электронный.

**4. Федеральная государственная информационная система «Национальная электронная библиотека»** : электронная библиотека : сайт / ФГБУ РГБ. – Москва, [2022]. – URL: <https://нэб.рф>. – Режим доступа : для пользователей научной библиотеки. – Текст : электронный.

**5. SMARTImagebase**: научно-информационная база данных EBSCO// EBSCOhost : [портал]. – URL: <https://ebSCO.smartimagebase.com/?TOKEN=EBSCO->

Ministry of science and high education RF	Form	
F-Educational plan of the discipline		

[портал]. – URL: <https://ebSCO.smartimagebase.com/?TOKEN=EBSCO-1a2ff8c55aa76d8229047223a7d6dc9c&custid=s6895741>. – Режим доступа : для авториз. пользователей. – Изображение : электронные.

**6. Федеральные информационно-образовательные порталы:**


6.1. Единое окно доступа к образовательным ресурсам : федеральный портал . – URL: <http://window.edu.ru/> . – Текст : электронный.

6.2. Российское образование : федеральный портал / учредитель ФГАУ «ФИЦТО». – URL: <http://www.edu.ru>. – Текст : электронный.

**7. Образовательные ресурсы УлГУ:**

7.1. Электронная библиотечная система УлГУ : модуль «Электронная библиотека» АБИС Мега-ПРО / ООО «Дата Экспресс». – URL: <http://lib.ulsu.ru/MegaPro/Web>. – Режим доступа : для пользователей научной библиотеки. – Текст : электронный.

AGREED:

*Зам. нац. ун-та, Киреева* 

The position of the worker scientific library      Full name      signature      data

**11.. MATERIAL AND TECHNICAL SUPPORT OF THE DISCIPLINE:**

**\* The list of premises required for conducting classroom classes in the discipline**

**432048, Ulvanovsk region, Ulvanovsk GUZ OKB, Perinatal Center,**

**III Internationala str., 7**

- \* Professor's office (28.8 m2)
- \* Classroom No. 1 (16.97 m2)
- \* Classroom No. 2 (16.2 m2)
- \* Classroom No. 3 (29.64 m2)
- \* conference hall – 42 m2

**432064, Ulvanovsk region, Ulyanovsk, GUZ GKB No. 1 Perinatal Center,**

**4 Doctor Surov Ave.**


- \* Conference hall No. 34 (65, 8m2)
- \* Classroom No. 33 (16m2)
- \* professor's office – 14 sq. m.
- study room No. 1-14 sq. m.
- study room No. 3 – 20 sq. m.
- \* Classroom No. 2 (16, 2m2)
- \* Classroom No. 4 (13, 7m2)

The premises are equipped with a set of student furniture for 14-20 seats, a classroom board, a teacher's workplace

**Lecture hall (300-400 seats) 432017, Ulyanovsk region, Ulyanovsk, ul. 106 Svivaga River Embankment (building 1, building 2, building 4)**

**Simulation class: 432017, Ulyanovsk region, Ulyanovsk, ul. Embankment of the Svivaga river, 106 (building 6) 432048, Ulyanovsk region, Ulyanovsk GUZ OKB, Perinatal Center, III Internationala str., 7 (building 4).**



Ministry of science and high education RF	Form	
F-Educational plan of the discipline		

- 1. Obstetric dummy or dummy of a woman in labor F1010R, Honglian, China
- 2. A robotic dummy simulator of a woman in labor for processing obstetric, gynecological, neonatal skills, as well as providing emergency care in childbirth and newborns F 56
  - \* Simulator for suturing perineal tears
  - \* Simulator for practicing the skills of gynecological examination, hysteroscopy and colposcopy;
  - \* A phantom for the examination of the mammary glands.

**Lecture hall** (200 seats)

**Technical means:** laptop, multimedia projector, screen

**Students conduct independent work in the classrooms of GUZ GKB No. 1 Perinatal Center, and GUZ UOKB, Perinatal Center or the library of UISU 432017, Ulyanovsk region, Ulyanovsk, ul. 106 Sviyaga River Embankment (buildings 1 and 2)**

**Tables**

- \* in gynecology: menstrual cycle-7
- operative gynecology – 30
- \* research methods in gynecology – 8

**• Videos:**

- climonorm;
- endoscopic myomectomy;
- malformations of the female genital organs;
- laparoscopy in gynecology;
- bacterial vaginosis;
- external endometriosis;

**Library: conference materials, textbooks, Ulyanovsk Medical and Biological Journal, etc. GUZ GKB No. 1 Perinatal Center, and GUZ UOKB, Perinatal Center**

- \* Computers (2 pcs), laptop (2 pcs.), netbook (1 pc.).
- \* Multimedia projector,
- \* A set of tools for obstetric and gynecological operations, a KIWI vacuum extractor, models of female pelvises, phantoms, dolls,
- \* GD/F56-a robotic dummy simulator of a woman in labor with a fetal dummy,
- \* phantom of the forearms for Implanon insertion,
- \* Ultrasound machine-Aloka-500,
- \* colposcope,
- \* a hysteroscope.

Classrooms for lectures, seminars, group and individual consultations).

The premises for independent work are equipped with computer equipment with the ability to connect to the Internet and provide access to an electronic information and educational environment, an electronic library system.

The classrooms are equipped with specialized furniture, an educational board. Lecture halls are equipped with multimedia equipment to provide information to a large audience. The list of equipment used in the educational process is indicated in accordance with the information on the material and technical support and equipment of the educational process posted on the official website of the USU in the section "Information about the educational organization".

Ministry of science and high education RF	Form	
F-Educational plan of the discipline		

## 12. SPECIAL CONDITIONS FOR STUDENTS WITH DISABILITIES

Training students with disabilities is carried out taking into account the peculiarities of psychophysical development, individual capabilities and health of such students. Education of students with disabilities can be organized in conjunction with other students, and separately. If necessary, students from among persons with disabilities (at the request of the student) may be offered one of the following options for the perception of information, taking into account their individual psychophysical characteristics:

11. for persons with visual impairment: in printed form in large print; in the form of an electronic document; in the form of an audio file (translation of educational materials into audio format); in printed form in Braille; individual consultations with the involvement of a tiflosurdoperevodchika; individual tasks and consultations.
12. for persons with hearing impairment: in printed form; in the form of an electronic document; video materials with subtitles; individual consultations with the assistance of a sign language interpreter; individual tasks and consultations.
13. for persons with musculoskeletal disorders: in printed form; in the form of an electronic document; in the form of an audio file; individual tasks and consultations."

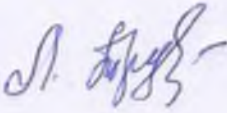

Developer  Associate Professor Vosnesenskaya N.  
 Signature position




## LIST OF CHANGES of 1

## Educational plan of discipline " TOPICAL ISSUES OF GYNECOLOGY"

## Speciality 31.05.01. «General medicine»

№	Content of the change or a link to the attached text of the	Full name of the head of the Department developing the discipline	Signature	Date
1.	Introduction of changes to item C) Professional databases, information and reference systems item 11 "Educational, methodological and information support of the discipline" with the design of Appendix 1	Trubnikova L.I.		26.06.23
2.	Introduction of changes to item A) Recommended Literature item 11 "Educational, methodological and information support of the discipline" with the design of Appendix 2	Trubnikova L.I.		26.06.23

Ministry of science and high education RF	Form	
F-Educational plan of the discipline		

## 11. EDUCATIONAL-METHODICAL AND INFORMATION SUPPORT OF DISCIPLINE

### a) List of recommended literature

#### Main literature:

1 Sidorova, I. S. Obstetrics and gynecology : Vol. 1. Physiological obstetrics : textbook / Sidorova I. S. , Nikitina N. A. - Москва : ГЭОТАР-Медиа, 2021. - 336 с. - ISBN 978-5-9704-6010-8. - Текст :электронный // ЭБС "Консультантстудента" : [сайт]. - URL : <https://www.studentlibrary.ru/book/ISBN9785970460108.html>

2 Sidorova, I. S. Obstetrics and gynecology : Vol. 4. Gynecology : textbook / Sidorova I. S. , Unanyan A. L. , Nikitina N. A. - Москва : ГЭОТАР-Медиа, 2021. - 192 с. - ISBN 978-5-9704-6013-9. - Текст :электронный // ЭБС "Консультантстудента" : [сайт]. - URL : <https://www.studentlibrary.ru/book/ISBN9785970460139.html>

3 Radzinskiy, V. E. (Радзинский В. Е. ) Gynecology : textbook / ed. by Radzinskiy V. E. , Fuks A. M. - Москва : ГЭОТАР-Медиа, 2020. - 896 с. - ISBN 978-5-9704-5799-3. - Текст :электронный // ЭБС "Консультантстудента" : [сайт]. - URL : <https://www.studentlibrary.ru/book/ISBN9785970457993.html>

#### Additional literature:

4. Андреева М. В. Diseases of the urinary tract, kidney and pregnancy = Заболевания мочевыводящих путей, почки и беременность : study guide / М. В. Андреева, Е. П. Шевцова, Ж. С. Мартинсон. - Волгоград : ВолГМУ, 2021. - 88 с. - ISBN 9785965206308. - Текст : электронный // ЭБС "Букап" : [сайт]. - URL <https://e.lanbook.com/book/225773>

5. Instruction and methodological manual on physiological obstetrics / M. L. Albutova, N. V. Voznesenskaya, T. Y. Komilova [idr.] ; edited by L. I. Trubnikova ; Ulyanovsk State University, Faculty of Medicine, Department of Obstetrics and Gynecology. - 3rd edition. - Электрон. Текстовые дан. (1 файл : 3,91 Мб). - Ulyanovsk: ULSU, 2018. - Загл. с экрана. - Текст : электронный <http://lib.ulsu.ru/MegaPro/Download/MObject/1366>

6. Андреева М. В. Вопросы частной гинекологии. Manual Issues in Particular Gynecology / М. В. Андреева, Е. П. Шевцова, Ж. С. Мартинсон. - 2-е изд. доп.. - Волгоград : ВолГМУ, 2019. - 92 с. - Текст : электронный // ЭБС "Букап" : [сайт]. - URL : <https://www.books-up.ru/ru/book/voprosy-chastnoj-ginekologii-manual-issues-in-particular-gynecology-9808729/>.

#### Educational- methodical:

1. Voznesenskaya N. V. Guidelines for independent work of students in the discipline «Actual issues of gynecology» for the specialty 31.05.01 «General medicine» / N. V. Voznesenskaya; Ulyanovsk State University. - Ulyanovsk : UISU, 2022. - 9 p. - Неопубликованный ресурс; Наангл. яз. - URL: <http://lib.ulsu.ru/MegaPro/Download/MObject/11615>. - Режим доступа: ЭБС УлГУ. - Текст :электронный.

AGREED:

Leading specialist Смагальникова Снеж 2023

The position of the worker scientific library      Full name      signature      data

### 1. Электронно-библиотечные системы:

1.1. Цифровой образовательный ресурс IPRsmart:электронно-библиотечная система : сайт / ООО Компания«Ай Пи Ар Медиа». - Саратов, [2023]. -URL:<http://www.iprbookshop.ru>. - Режим доступа: для зарегистрир. пользователей. - Текст : электронный.

1.2. Образовательная платформа ЮРАЙТ: образовательный ресурс, электронная библиотека : сайт / ООО Электронное издательство«ЮРАЙТ». - Москва, [2023]. - URL: <https://urait.ru>. - Режим доступа: для зарегистрир. пользователей. - Текст : электронный.

1.3. База данных «Электронная библиотека технического ВУЗа (ЭБС «Консультант студента»):электронно-библиотечная система : сайт / ООО «Политехресурс». - Москва, [2023]. -URL:<https://www.studentlibrary.ru/cgi-bin/mh4x>. - Режим доступа: для зарегистрир. пользователей. -Текст : электронный.

1.4. Консультант врача. Электронная медицинская библиотека :база данных : сайт / ООО «Высшая школа организации и управления здравоохранением-Комплексный медицинский консалтинг». - Москва, [2023]. - URL: <https://www.rosmedlib.ru>. - Режим доступа: для зарегистрир. пользователей. - Текст : электронный.

1.5. Большая медицинская библиотека: электронно-библиотечная система: сайт / ООО «Букап». - Томск, [2023]. - URL: <https://www.books-up.ru/ru/library/> . - Режим доступа: для зарегистрир. пользователей. - Текст: электронный.

1.6. ЭБС Лань:электронно-библиотечная система: сайт/ ООО ЭБС «Лань». -Санкт-Петербург, [2023]. -URL:<https://e.lanbook.com>. - Режим доступа: для зарегистрир. пользователей. -Текст : электронный.

1.7. ЭБС Znanium.com:электронно-библиотечная система : сайт / ООО «Знаниум». - Москва, [2023]. - URL: <http://znanium.com> . - Режим доступа: для зарегистрир. пользователей. - Текст : электронный.

2. **Консультант Плюс** [Электронный ресурс]: справочная правовая система. /ООО «Консультант Плюс» - Электрон. дан. - Москва :КонсультантПлюс, [2023].

### 3.Базы данных периодических изданий:

3.1. eLIBRARY.RU: научная электронная библиотека : сайт / ООО «Научная Электронная Библиотека». - Москва, [2023]. - URL: <http://elibrary.ru>. - Режим доступа : для авториз. пользователей. - Текст : электронный

3.2. Электронная библиотека «Издательского дома «Гребенников» (Grebinnikon) : электроннаябиблиотека / ООО ИД «Гребенников». - Москва, [2023]. - URL: <https://id2.action-media.ru/Personal/Products>. - Режим доступа : для авториз. пользователей. - Текст : электронный.


4. **Федеральная государственная информационная система «Национальная электронная библиотека»:**электронная библиотека: сайт / ФГБУ РГБ. - Москва, [2023]. - URL:<https://нэб.рф>. - Режим доступа: для пользователей научной библиотеки. -Текст : электронный.

5. **Российское образование:** федеральный портал / учредитель ФГАУ «ФИЦТО». - URL: <http://www.edu.ru>. - Текст : электронный.

6. **Электронная библиотечная система УлГУ :** модуль «Электронная библиотека» АБИС Мега-ПРО / ООО «Дата Экспресс». - URL:<http://lib.ulsu.ru/MegaPro/Web>. - Режим доступа :для пользователей научной библиотеки. - Текст : электронный.

Согласовано:



Ишениер Вадим ; Ищенко Юль ; Ишениер ; 20.04.2023  
Должность сотрудника УИТГТ ФИО Подпись Дата


Ministry of science and high education RF Ulyanovsk State University	Form	
F-Educational plan of the discipline		

**LIST OF CHANGES of 2**

**Educational plan of discipline ” Topical issues of gynecology ”**

**Speciality 31.05.01. «General medicine»**

<b>№</b>	<b>Content of the change or a link to the attached text of the</b>	<b>Full name of the head of the Department developing the discipline</b>	<b>Signature</b>	<b>Date</b>
1	Introduction of changes to item C) Professional databases, information and reference systems item 11 "Educational, methodological and information support of the discipline" with the design of Appendix 1	<u>Trubnikova L.I.</u>		14.06.24
2	Introduction of changes to item A) Recommended Literature item 11 "Educational, methodological and information support of the discipline" with the design of Appendix 2	<u>Trubnikova L.I.</u>		14.06.24

Ministry of science and high education RF Ulyanovsk State University	Form	
F-Educational plan of the discipline		

## Appendix 1

### 11. 11. EDUCATIONAL-METHODICAL AND INFORMATION SUPPORT OF DISCIPLINE

#### a) List of recommended literature

##### Main literature:

1 Sidorova, I. S. Obstetrics and gynecology : Vol. 1. Physiological obstetrics : textbook / Sidorova I. S. , Nikitina N. A. - Москва : ГЭОТАР-Медиа, 2021. - 336 с. - ISBN 978-5-9704-6010-8. - Текст :электронный // ЭБС "Консультантстудента" : [сайт]. - URL : <https://www.studentlibrary.ru/book/ISBN9785970460108.html>

2 Sidorova, I. S. Obstetrics and gynecology : Vol. 4. Gynecology : textbook / Sidorova I. S. , Unanyan A. L. , Nikitina N. A. - Москва : ГЭОТАР-Медиа, 2021. - 192 с. - ISBN 978-5-9704-6013-9. - Текст :электронный // ЭБС "Консультантстудента" : [сайт]. - URL : <https://www.studentlibrary.ru/book/ISBN9785970460139.html>

##### Additional literature:

1 Strizhakov, A. N. Methodology and methods of educational obstetric history taking : tutorial guide / A. N. Strizhakov, I. V. Ignatko, A. M. Rodionova [et al. ]. - Москва :ГЭОТАР-Медиа, 2022. - 80 с. - ISBN 978-5-9704-6449-6. - Текст :электронный // ЭБС "Консультантстудента" : [сайт]. - URL : <https://www.studentlibrary.ru/book/ISBN9785970464496.html>

2. Radzinskiy, V. E. (РадзинскийВ. Е. ) Gynecology : textbook / ed. by Radzinskiy V. E. , FuksA. M. - Москва : ГЭОТАР-Медиа, 2020. - 896 с. - ISBN 978-5-9704-5799-3. - Текст :электронный // ЭБС "Консультантстудента" : [сайт]. - URL : <https://www.studentlibrary.ru/book/ISBN9785970457993.html>

3. Instruction and methodological manual on physiological obstetrics / M. L. Albutova, N. V. Vosnesenskaya, T. Y. Kornilova [идр.] ; edited by L. I. Trubnikova ; Ulyanovsk State University, Faculty of Medicine, Department of Obstetrics and Gynecology. - 3rd edition. - Электрон. текстовыедан. (1 файл : 3,91 Мб). - Ulyanovsk: ULSU, 2018. - Загл. с экрана. - Текст : электронный <http://lib.ulsu.ru/MegaPro/Download/MObject/1366>


#### Educational and methodical literature

Vosnesenskaya N.V. Guidelines for independent work of the students in the discipline "Actual issues of gynecology" for the specialty 31.05.01 "General medicine" // N.V/ Vosnesenskaya; Ulyanovsk State University.- Ulyanovsk : ULSU.- 2022.- 9 p. – Неопубликованный ресурс; наангл. яз. - URL: <https://lib.ulsu.ru/MegaPro/Download/MObject/11615>.- Режим доступа: ЭБСУЛГУ.-Текст: электронный.

#### AGREED:

Leadings pECIALIST Стадольникова /  / 2024

The position of the worker scientific library Full name signature date

Ministry of science and high education RF Ulyanovsk State University	Form	
F-Educational plan of the discipline		

## Appendix 2

### 1. *Electronic library systems:*

1.1. Цифровой образовательный ресурс IPRsmart : электронно-библиотечная система : сайт / ООО Компания «Ай Пи Ар Медиа». - Саратов, [2024]. – URL: <http://www.iprbookshop.ru>. – Режим доступа: для зарегистрир. пользователей. - Текст : электронный.

1.2. Образовательная платформа ЮРАЙТ : образовательный ресурс, электронная библиотека : сайт / ООО Электронное издательство «ЮРАЙТ». – Москва, [2024]. - URL: <https://urait.ru> . – Режим доступа: для зарегистрир. пользователей. - Текст : электронный.

1.3. База данных «Электронная библиотека технического ВУЗа (ЭБС «Консультант студента») : электронно-библиотечная система : сайт / ООО «Политехресурс». – Москва, [2024]. – URL: <https://www.studentlibrary.ru/cgi-bin/mb4x>. – Режим доступа: для зарегистрир. пользователей. – Текст : электронный.

1.4. Консультант врача. Электронная медицинская библиотека : база данных : сайт / ООО «Высшая школа организации и управления здравоохранением-Комплексный медицинский консалтинг». – Москва, [2024]. – URL: <https://www.rosmedlib.ru>. – Режим доступа: для зарегистрир. пользователей. – Текст : электронный.

1.5. Большая медицинская библиотека : электронно-библиотечная система : сайт / ООО «Букап». – Томск, [2024]. – URL: <https://www.books-up.ru/ru/library/> . – Режим доступа: для зарегистрир. пользователей. – Текст : электронный.

1.6. ЭБС Лань : электронно-библиотечная система : сайт / ООО ЭБС «Лань». – Санкт-Петербург, [2024]. – URL: <https://e.lanbook.com>. – Режим доступа: для зарегистрир. пользователей. – Текст : электронный.

1.7. ЭБС Znanium.com : электронно-библиотечная система : сайт / ООО «Знаниум». - Москва, [2024]. - URL: <http://znanium.com> . – Режим доступа : для зарегистрир. пользователей. - Текст : электронный.

**2. КонсультантПлюс** [Электронный ресурс]: справочная правовая система. / ООО «Консультант Плюс» - Электрон. дан. - Москва : КонсультантПлюс, [2024].

**3. eLIBRARY.RU:** научная электронная библиотека : сайт / ООО «Научная Электронная Библиотека». – Москва, [2024]. – URL: <http://elibrary.ru>. – Режим доступа : для авториз. пользователей. – Текст : электронный

**4. Федеральная государственная информационная система «Национальная электронная библиотека» :** электронная библиотека : сайт / ФГБУ РГБ. – Москва, [2024]. – URL: <https://нэб.рф>. – Режим доступа : для пользователей научной библиотеки. – Текст : электронный.

**5. Российское образование :** федеральный портал / учредитель ФГАУ «ФИЦТО». – URL: <http://www.edu.ru>. – Текст : электронный.

**6. Электронная библиотечная система УлГУ :** модуль «Электронная библиотека» АБИС Мега-ПРО / ООО «Дата Экспресс». – URL: <http://lib.ulsu.ru/MegaPro/Web>. – Режим доступа : для пользователей научной библиотеки. – Текст : электронный.